



# Science Summary Sheet

This area is for a drawing. The parent or child may write the narration.

Handwriting practice area consisting of multiple sets of horizontal lines. Each set includes a solid top line, a dashed midline, and a solid bottom line, providing a guide for letter height and placement.



# Science Experiment Sheet

This area is for a drawing of the experiment. The parent or child may write the narration.

What we used:

---

---

---

---

---

---

---

---

What we did:

---

---

---

---

---

---

---

---

What happened?

---

---

---

---

---

---

---

---

---

---

What we learned:

---

---

---

---

---

---


---

---

---

---

## Weather Map Symbols



Sunny



Partly Cloudy



Cloudy



Rain




Sleet




Snow




Thunder Storm



Hail




Windy



High Temperature



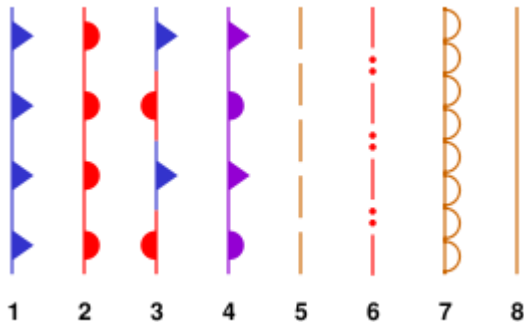
Tornado



Hurricane



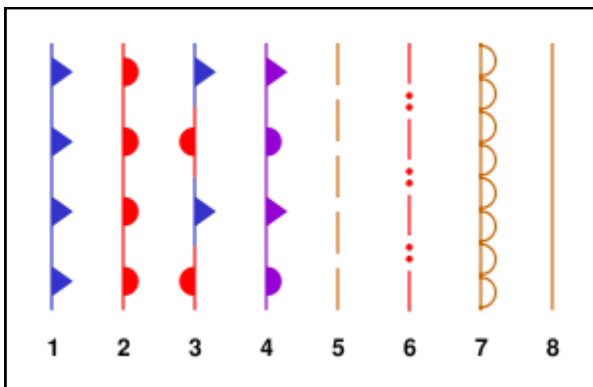
Flood



Guide to the symbols for weather fronts that may be found on a weather map:

1. cold front
2. warm front
3. stationary front
4. occluded front
5. surface trough
6. squall/shear line
7. dry line
8. tropical wave

# Daily Weather Map



**Weather Front Symbols:**

1. cold front
2. warm front
3. stationary front
4. occluded front
5. surface trough
6. squall/shear line
7. dry line
8. tropical wave

Example of how fronts are drawn on a weather map.

