













## Week 1~Main Schedule






Date:	Monday	Tuesday	Wednesday	Thursday	Friday
<b>Bible</b>					
Tracking Your Walk	Write Verse	Write Prayers	Write Verse	Write thoughts	Write Verse
Training Hearts Teachings Minds	Question 74				
Memory Verse	"All hard work brings a profit, but mere talk leads only to poverty. The wealth of the wise is their crown, but the folly of fools yields folly." Proverbs 14:23-24 				
<b>Math</b>					
Saxon Algebra 1/2	Lesson 1	Lesson 2	Lesson 3	Lesson 4	Lesson 5
Test					
<b>Writing</b>					
Getty-Dubay G	p. iv-v	p. vi-vii	p. viii	p. 2	p. 2
IEW: Notemaking and Outlines	p. 5-8	"Statue of Liberty" Exercise		"Booklice" exercise.	
<b>Spelling</b>					
Spelling Workout: Lesson 1	Pre-quiz		Lesson 		Post-test 
<b>Grammar</b>					
Shurley English: Ch 1	Lesson 1	Lesson 2	Lesson 3	Lesson 4	Lesson 5
<b>Latin</b>					
Latin Alive: Ch 1	Alphabet/ Pronunciation		Syllabication/ Accent		Sentence Structure
<b>Critical Thinking</b>					
Reading Detective			Lesson 1		Lesson 2
Editor in Chief		Lesson 1			
Math Detective				Lesson 1	
Mind Benders	Lesson 1				
<b>Art</b>					
Drawing With Children	Read: p. 55-56; Activity: p. 56-59 "Relaxation & Experimenting with Supplies".				
<b>Music Practice</b>					
Instrument Practice	_____ min.	_____ min.	_____ min.	_____ min.	_____ min.
<b>Physical Education</b>					
Lesson	Fitness pretest: p. 66-75; also look for forms in your packet.				
Activity	Mile test (mark off a mile and time run/walk)				
<b>Explanations and Reminders</b>					
<p><b>Memory Verse:</b> Use the memory sheet or the <u>Tracking Your Walk</u> journal to record the memory verse and memory work. An icon  is placed next to the items to be memorized to remind you to do this. <b>Handwriting:</b> The first three days of this week read over the introductory pages and take the informal assessment. <b>Spelling:</b> This icon  reminds you to record any spelling rules on the spelling rules sheet. This icon  reminds you to write any misspelled words on the misspelled words sheet. Use these sheets only if they help your child to learn.</p> <p><b>Writing:</b> Read through the information on "<u>Notemaking and Outlines</u>" p. 5-8 of the IEW syllabus to gain an understanding of the concepts covered this year. If this is your first year using IEW do the practicum on p. 5 and 6 to illustrate the concept of "key word outlines." On Tuesday complete the "Statue of Liberty" exercise on p. 5. On Thursday complete the "Booklice" exercise on p. 6. A reproducible blank key word outline and a chart, included in the back of this schedule, remind you how to do a key word outline. Each week practice writing a key word outline by choosing a paragraph from your history and science readings. If you are using the Veritas Press history cards, use the paragraph on the back of the card. Have your child rewrite the paragraph from the key word outline. Review or introduce the banned word list found on p. 20 of the IEW notebook or a larger reproducible copy found in the back of this schedule. Encourage your child to improve his paragraph by replacing some of the banned words with stronger words <b>PE:</b> Do the fitness pretest, write your fitness goals and fill out your fitness contract. <b>Oxford Latin Course II:</b> You will have two weeks to complete each Latin lesson. The grammar section in the back should be completed the first week, then the vocab and translations in the beginning of the book should be completed the second week.</p>					



## Week 2~Main Schedule






Date:	Monday	Tuesday	Wednesday	Thursday	Friday
<b>Bible</b>					
Tracking Your Walk	Write Prayers	Write Verse	Write Thoughts	Review Prayers	Recite Verse
Training Hearts Teachings Minds	Question 75				
Memory Verse	"Food gained by fraud tastes sweet to a man, but he ends up with a mouth full of gravel." Proverbs 20:17 				
<b>Math</b>					
Saxon Algebra 1/2	Lesson 6	Lesson 7	Lesson 8		Lesson 9
Test				Test 1	
<b>Writing</b>					
Getty-Dubay G	p. 2	p. 3	p. 3	p. 3	p. 4
IEW: ly word dress-up	p. 17-19	History Summary		Science Summary	
<b>Spelling</b>					
Spelling Workout: Lesson 2	Pre-quiz		Lesson 		Post-test 
<b>Grammar</b>					
Shurley English: Ch 2 	Lesson 1	Lesson 2 	Lesson 3	Lesson 4	Lesson 5
<b>Latin</b>					
Latin Alive: Ch 2	Vocabulary		Grammar/Sentence Translation		"Eye" Latin/Colloquium
<b>Critical Thinking</b>					
Reading Detective			Lesson 3		Lesson 4
Editor in Chief		Lesson 2			
Math Detective				Lesson 2	
Mind Benders	Lesson 2				
<b>Art</b>					
Drawing With Children	Read: 59-61; Copy: p. 60; Activity: p. 65 (Elements of Shape)				
<b>Music Practice</b>					
Instrument Practice	_____min.	_____min.	_____min.	_____min.	_____min.
<b>Physical Education</b>					
Lesson	Daily exercises-record on Muscle Strength and Endurance log				
Activity	Roll-ups, Pull-ups, Kangaroo Jumps, and Flying Exercises p. 14-16				
<b>Explanations and Reminders</b>					
<p><b>Writing:</b> Over the next several weeks the dress-ups covered in 5<sup>th</sup> grade will be reviewed. If you are using IEW for the first time this year, you may wish to go at a slower pace, giving your child time to absorb these concepts. In either case continue writing key word outlines with science and history, taking time to rewrite the paragraph using the banned word list. This week review the "ly" word "dress-up" described on p. 17-19. Choose a simple paragraph to demonstrate how to add the "ly" dress-up to the paragraph. Then allow your child to choose "ly" words as substitutes to the words written in their science and history summaries. A reproducible adverb chart, included in the back of this schedule, provides a list of "ly" words.</p> <p><b>Grammar:</b> these two icons  will alert you to a new jingle or concept being taught. Use the "jingle" and "grammar rules" sheets provided in your packet to record the jingles and the new concepts if it aids in learning.</p> <p><b>PE:</b> Each day at about 10:00 am do Roll-ups, Pull-ups, Kangaroo jumps and Flies. Also this week try to fit in an aerobic activity. Record both muscular strength and aerobic exercises on your fitness charts.</p>					

## Week 3~Main Schedule

Date:	Monday	Tuesday	Wednesday	Thursday	Friday
<b>Bible</b>					
Tracking Your Walk	Write Verse	Write Prayers	Write Verse	Write thoughts	Write Verse
Training Hearts Teachings Minds	Question 76				
Memory Verse	"A truthful witness does not deceive, but a false witness pours out lies. The mocker seeks wisdom and finds none, but knowledge comes easily to the discerning." Proverbs 14:5-7 				
<b>Math</b>					
Saxon Algebra 1/2	Lesson 10	Lesson 11	Lesson 12		Day Off
Test				Test 2	
<b>Writing</b>					
Getty-Dubay F	p. 4	p. 4	p. 5	p. 5	p. 5
IEW: quality adjective	p. 17-19	History Summary		Science Summary	
<b>Spelling</b>					
Spelling Workout: Lesson 3	Pre-quiz		Lesson 		Post-test 
<b>Grammar</b>					
Shurley English: Ch 3 	Lesson 1	Lesson 2 	Lesson 3	Lesson 4	Lesson 5
<b>Latin</b>					
Latin Alive!: Ch 3	Vocabulary		Grammar/ Sentence Translation		Derivative Detective/ Colloquium
<b>Critical Thinking</b>					
Reading Detective			Lesson 5		Lesson 6
Editor in Chief		Lesson 3			
Math Detective				Lesson 3	
Mind Benders	Lesson 3				
<b>Art</b>					
Drawing With Children	Read p. 65; Activity: p. 65-66 "Random Warm-up"				
<b>Music Practice</b>					
Instrument Practice	_____ min.	_____ min.	_____ min.	_____ min.	_____ min.
<b>Physical Education</b>					
Lesson	Daily exercises-record on Muscle Strength and Endurance Log				
Activity	"Walking/Running/Jumping" p. 82				
<b>Explanations and Reminders</b>					
<p><b>Writing:</b> Continue writing key word outlines with science and history, rewriting the summary from the outline. Review the use of <b>quality adjectives</b> this week using the information on p. 17-19. Choose a simple paragraph to demonstrate how to do this. Then allow your child to choose quality adjectives as well as "ly" words as substitutes to words written in their science and history summaries. Use the banned word list, adverb chart, and the quality adjective charts provided in the back of this schedule.</p> <p><b>PE:</b> Each week from now on there will be an activity that you can do during the week. This activity is provided each week to enable your child to meet his/her aerobic fitness goals. If your child is already participating in a sport and all of his/her fitness points are accruing during the week you don't need to do this activity, but if you are having trouble meeting your fitness goals these activities are fun and will also help your child with fine and gross motor coordination.</p>					



## Week 4~Main Schedule

Date:	Monday	Tuesday	Wednesday	Thursday	Friday
<b>Bible</b>					
Tracking Your Walk	Write Prayers	Write Verse	Write Thoughts	Review Prayers	Recite Verse
Training Hearts Teachings Minds	Question 77				
Memory Verse	"The end of all things is near. Therefore be clear minded and self-controlled so that you can pray. Above all, love each other deeply, because love covers over a multitude of sins." I Peter 4:7-8 				
<b>Math</b>					
Saxon Algebra 1/2	Lesson 13	Lesson 14	Lesson 15	Lesson 16	
Test					Test 3
<b>Writing</b>					
Getty-Dubay F	p. 6	p. 6	p. 6	p. 7	p. 7
IEW: strong verb	p. 17-19	History Summary		Science Summary	
<b>Spelling</b>					
Spelling Workout: Lesson 4	Pre-quiz		Lesson 		Post-test 
<b>Grammar</b>					
Shurley English: Ch 4 	Lesson 1	Lesson 2 	Lesson 3	Lesson 4	Lesson 5
<b>Latin</b>					
Latin Alive! Ch 4	Vocabulary		Grammar/Sentence Translation		Chapter Reading-Colloquium
<b>Critical Thinking</b>					
Reading Detective			Lesson 7		Lesson 8
Editor in Chief		Lesson 4			
Math Detective				Lesson 4	
Mind Benders	Lesson 4				
<b>Art</b>					
Drawing With Children	Copy: p. 44; Activity: p. 66 "Duplication Warm-up" extra sheets supplied in your packet				
<b>Music Practice</b>					
Instrument Practice	_____ min.	_____ min.	_____ min.	_____ min.	_____ min.
<b>Physical Education</b>					
Lesson	Daily exercises-record on Muscle Strength and Endurance Log				
Activity	"Walking/Running/Jumping" p. 82				
<b>Explanations and Reminders</b>					
<p><b>Writing:</b> In addition to the history and science summaries, review the use of strong verbs this week using the information on p. 17-19. Choose a simple paragraph to demonstrate how to do this. Then allow your child to choose <b>strong verbs</b> as well as quality adjectives and "ly" words as substitutes to words written in their science and history summaries. Use the banned word list, adverb chart, quality adjective chart, and strong verb chart provided in the back of this sched-</p>					

