



























## Week 1~Main Schedule

| Date:   | Monday  | Tuesday   | Wednesday  | Thursday  | Friday  |
|---|---|---|--|---|---|
| <b>Bible</b>  |   |   |  |   |   |
| Tracking Your Walk  | Write Verse   | Write Prayers   | Write Verse  | Write thoughts  | Write Verse   |
| Training Hearts Teachings Minds   | Question 38   |   |  |   |   |
| Memory Verse  | "And this is the will of him who sent me, that I shall lose none of all that he has given me, but raise them up at the last day." John 6:39  |   |  |   |   |
| <b>Math</b>   |   |   |  |   |   |
| Saxon Math 76   | Lesson 1  | Lesson 2  | Lesson 3   | Lesson 4  | Lesson 5  |
| Fact Sheet/Test   | A    | A        | B       | A  | B          |
| <b>Writing</b>  |   |   |  |   |   |
| Getty-Dubay F   | p. iv-v   | p. vi-vii   | p. viii  | p. 2  | p. 2  |
| IEW: notemaking and outlines  | p.5-8   | "Statue of Liberty" Exercise  |  | "Booklice" exercise.  |   |
| <b>Spelling</b>   |   |   |  |   |   |
| Spelling Workout: Lesson 1  | Pre-quiz  |   | Lesson  |   | Post-test  |
| <b>Grammar</b>  |   |   |  |   |   |
| Shurley English: ch 1   | Lesson 1  | Lesson 2  | Lesson 3   | Lesson 4  | skip writing  |
| <b>Latin</b>  |   |   |  |   |   |
| Latin For Children: ch 1  | DVD/Memory Page   | Chant   | Grammar Page/ Worksheets   | Chant   | Review/Quiz   |
| History Reader  |   | p. 9-12  |  | p. 12   |   |
| Activity Book: ch 1   | p. 5  |   | p. 6   |   | p. 7  |
| <b>Critical Thinking</b>  |   |   |  |   |   |
| Reading Detective   |   |   | Lesson 1   |   | Lesson 2  |
| Editor in Chief   |   | Lesson 1  |  |   |   |
| Math Detective  |   |   |  | Lesson 1  |   |
| Mind Benders  | Lesson 1  |   |  |   |   |
| <b>Art</b>  |   |   |  |   |   |
| Drawing With Children   | Read: p. 55-56; Activity: p. 56-59 "Relaxation & Experimenting with Supplies".  |   |  |   |   |
| <b>Music Practice</b>   |   |   |  |   |   |
| Instrument Practice   | _____min.   | _____min.   | _____min.  | _____min.   | _____min.   |
| <b>Physical Education</b>   |   |   |  |   |   |
| Lesson  | Fitness pretest: p. 66-75; also look for forms in your packet.  |   |  |   |   |
| Activity  | Mile test (mark off a mile and time run/walk)   |   |  |   |   |
| <b>Explanations and Reminders</b>   |   |   |  |   |   |
| <p><b>Memory Verse:</b> Use the memory sheet or the <u>Tracking Your Walk</u> journal to record the memory verse and memory work. An icon  is placed next to the items to be memorized to remind you to do this. <b>Handwriting:</b> The first three days of this week read over the introductory pages and take the informal assessment. <b>Spelling:</b> This icon  reminds you to record any spelling rules on the spelling rules sheet. This icon  reminds you to write any misspelled words on the misspelled words sheet. Use these sheets only if they help your child to learn.</p> <p><b>Writing:</b> Read through the information on "<a href="#">Notemaking and Outlines</a>" p. 5-8 of the IEW syllabus to gain an understanding of the concepts covered this year. If this is your first year using IEW do the practicums on p. 5 and 6 to illustrate the concept of "key word outlines." On Tuesday complete the "Statue of Liberty" exercise on p. 5. On Thursday complete the "Booklice" exercise on p. 6. A reproducible blank key word outline and a chart, included in the back of this schedule remind you how to do a key word outline. Each week practice writing a key word outline by choosing a paragraph from your history and science readings. If you are using the Veritas Press history cards, use the paragraph on the back of the card. Have your child rewrite the paragraph from the key word outline. Review or introduce the banned word list found on p. 20 of the IEW notebook or a larger reproducible copy found in the back of this schedule. Encourage your child to improve his paragraph by replacing some of the banned words with stronger words. <b>PE:</b> Do the fitness pretest, write your fitness goals and fill out your fitness contract. <b>Latin History Reader, Primer C:</b> First read through the sentences provided on the page listed on this schedule. Look for the words you don't recognize on the glossary page (the page following the sentences). This icon  will remind you to do this. Write a list of the other words you don't recognize and look them up. Write down the translations next to the list of words you wrote down. Then translate the sentences. On Thursday review the sentences and answer the comprehension questions.</p> |   |   |  |   |   |













## Week 2~Main Schedule

| Date:  | Monday   | Tuesday  | Wednesday  | Thursday  | Friday  |
|--|--|--|--|---|---|
| <b>Bible</b>   |  |  |  |   |   |
| Tracking Your Walk   | Write Prayers  | Write Verse  | Write Thoughts   | Review Prayers  | Recite Verse  |
| Training Hearts Teachings Minds  | Question 39  |  |  |   |   |
| Memory Verse   | "The secret things belong to the LORD our God, but the things revealed belong to us and to our children forever, that we may follow all the words of this Law." Deuteronomy 29:29  |  |  |   |   |
| <b>Math</b>  |  |  |  |   |   |
| Saxon Math 76  | Lesson 6   | Lesson 7   | Lesson 8   | Lesson 9  | Lesson 10   |
| Fact Sheet/Test  | C   | C         | A       | C  | C          |
| <b>Writing</b>   |  |  |  |   |   |
| Getty-Dubay F  | p. 2   | p. 3   | p. 3   | p. 3  | p. 4  |
| IEW: "ly" words  | p. 17-19   | History Summary  |  | Science Summary   |   |
| <b>Spelling</b>  |  |  |  |   |   |
| Spelling Workout: Lesson 2   | Pre-quiz   |  | Lesson  |   | Post-test  |
| <b>Grammar</b>   |  |  |  |   |   |
| Shurley English: ch 2   | Lesson 1   | Lesson 2  | Lesson 3   | Lesson 4  | Lesson 5  |
| <b>Latin</b>   |  |  |  |   |   |
| Latin For Children: ch 2   | DVD/Memory page  | Chant  | Grammar Page/Worksheets  | Chant   | Review/Quiz   |
| History Reader   |  | p. 13-16  |  | p. 17   |   |
| Activity Book: ch 2  | p. 8   |  | p. 9   |   | p. 10   |
| <b>Critical Thinking</b>   |  |  |  |   |   |
| Reading Detective  |  |  | Lesson 3   |   | Lesson 4  |
| Editor in Chief  |  | Lesson 2   |  |   |   |
| Math Detective   |  |  |  | Lesson 2  |   |
| Mind Benders   | Lesson 2   |  |  |   |   |
| <b>Art</b>   |  |  |  |   |   |
| Drawing With Children  | Read: 59-61; Copy: p. 60; Activity: p. 65 (Elements of Shape)  |  |  |   |   |
| <b>Music Practice</b>  |  |  |  |   |   |
| Instrument Practice  | _____ min.   | _____ min.   | _____ min.   | _____ min.  | _____ min.  |
| <b>Physical Education</b>  |  |  |  |   |   |
| Lesson   | Daily exercises-record on Muscle Strength and Endurance log  |  |  |   |   |
| Activity   | Roll-ups, Pull-ups, Kangaroo Jumps, and Flying Exercises p. 14-16  |  |  |   |   |
| <b>Explanations and Reminders</b>  |  |  |  |   |   |
| <p><b>Writing:</b> Over the next several weeks the dress-ups covered in 4<sup>th</sup> grade will be reviewed. If you are using IEW for the first time this year, you may wish to go at a slower pace, giving your child time to absorb these concepts. In either case continue writing key word outlines with science and history, taking time to rewrite the paragraph using the banned word list. This week review the "ly" word "dress-up" described on p. 17-19. Choose a simple paragraph to demonstrate how to add the "ly" dress-up to the paragraph. Then allow your child to choose "ly" words as substitutes to the words written in their science and history summaries. A reproducible adverb chart, included in the back of this schedule, provides a list of "ly" words.</p> <p><b>Grammar:</b> these two icons   will alert you to a new jingle or concept being taught. Use the "jingle" and "grammar rules" sheets provided in your packet to record the jingles and the new concepts if it helps with learning.</p> <p><b>PE:</b> Each day at about 10:00 am do Roll-ups, Pull-ups, Kangaroo jumps and Flies. Also this week try to fit in an aerobic activity. Record both muscular strength and aerobic exercises on your fitness charts.</p> |  |  |  |   |   |













## Week 3~Main Schedule

| Date:   | Monday  | Tuesday  | Wednesday  | Thursday  | Friday  |
|---|---|--|--|---|---|
| <b>Bible</b>  |   |  |  |   |   |
| Tracking Your Walk  | Write Verse   | Write Prayers  | Write Verse  | Write thoughts  | Write Verse   |
| Training Hearts Teachings Minds   | Question 40   |  |  |   |   |
| Memory Verse  | "He has showed you , O man, what is good. And what does the LORD require of you? To act justly and to love mercy and to walk humbly with your God." Micah 6:8  |  |  |   |   |
| <b>Math</b>   |   |  |  |   |   |
| Saxon Math 76   |   | Lesson 11  | Lesson 12  | Lesson 13   | Day Off   |
| Fact Sheet/Test   | Test 1  | D         | D       | A  |   |
| <b>Writing</b>  |   |  |  |   |   |
| Getty-Dubay F   | p. 4  | p. 4   | p. 5   | p. 5  | p. 5  |
| IEW: quality adjectives   | p. 17-19  | History Summary  |  | Science Summary   |   |
| <b>Spelling</b>   |   |  |  |   |   |
| Spelling Workout: Lesson 3  | Pre-quiz  |  | Lesson  |   | Post-test  |
| <b>Grammar</b>  |   |  |  |   |   |
| Shurley English: ch 3    | Lesson 1  | Lesson 2  | Lesson 3   | Lesson 4  | skip writing  |
| <b>Latin</b>  |   |  |  |   |   |
| Latin For Children: ch 3  | DVD/Memory page   | Chant  | Grammar Page/Wksts   | Chant   | Review/Quiz   |
| History Reader  |   | p. 18-21  |  | p. 21   |   |
| Activity Book: ch 3   | p. 11   |  | p. 12  |   | p. 13   |
| <b>Critical Thinking</b>  |   |  |  |   |   |
| Reading Detective   |   |  | Lesson 5   |   | Lesson 6  |
| Editor in Chief   |   | Lesson 3   |  |   |   |
| Math Detective  |   |  |  | Lesson 3  |   |
| Mind Benders  | Lesson 3  |  |  |   |   |
| <b>Art</b>  |   |  |  |   |   |
| Drawing With Children   | Read p. 65; Activity: p. 65-66 "Random Warm-up"   |  |  |   |   |
| <b>Music Practice</b>   |   |  |  |   |   |
| Instrument Practice   | _____ min.  | _____ min.   | _____ min.   | _____ min.  | _____ min.  |
| <b>Physical Education</b>   |   |  |  |   |   |
| Lesson  | Daily exercises-record on Muscle Strength and Endurance Log   |  |  |   |   |
| Activity  | "Walking/Running/Jumping" p. 82   |  |  |   |   |
| <b>Explanations and Reminders</b>   |   |  |  |   |   |
| <p><b>Writing:</b> Continue writing key word outlines with science and history, rewriting the summary from the outline. Review the use of <b>quality adjectives</b> this week using the information on p. 17-19. Choose a simple paragraph to demonstrate how to do this. Then allow your child to choose quality adjectives as well as "ly" words as substitutes to words written in their science and history summaries. Use the banned word list, adverb chart, and the quality adjective charts provided in the back of this schedule.</p> <p><b>PE:</b> Each week from now on there will be an activity that you can do during the week. This activity is provided each week to enable your child to meet his/her aerobic fitness goals. If your child is already participating in a sport and all of his/her fitness points are accruing during the week you don't need to do this activity, but if you are having trouble meeting your fitness goals these activities are fun and will also help your child with fine and gross motor coordination.</p> <p><b>Math:</b> When you see this icon  remember to practice your math facts.</p> |   |  |  |   |   |



## Week 4~Main Schedule

| Date:  | Monday  | Tuesday   | Wednesday  | Thursday  | Friday  |
|--|---|---|--|---|---|
| <b>Bible</b>   |   |   |  |   |   |
| Tracking Your Walk   | Write Prayers   | Write Verse   | Write Thoughts   | Review Prayers  | Recite Verse  |
| Training Hearts Teachings Minds  | Question 41   |   |  |   |   |
| Memory Verse   | "For whoever keeps the whole law and yet stumbles at just one point is guilty of breaking all of it." James 2:10  |   |  |   |   |
| <b>Math</b>  |   |   |  |   |   |
| Saxon Math 76  | Lesson 14   | Lesson 15   |  | Lesson 16   | Lesson 17   |
| Fact Sheet/Test  | D    | C          | Test 2   | D  | E          |
| <b>Writing</b>   |   |   |  |   |   |
| Getty-Dubay F  | p. 6  | p. 6  | p. 6   | p. 7  | p. 7  |
| IEW: strong verbs  | p. 17-19  | History Summary   |  | Science Summary   |   |
| <b>Spelling</b>  |   |   |  |   |   |
| Spelling Workout: Lesson 4   | Pre-quiz  |   | Lesson  |   | Post-test  |
| <b>Grammar</b>   |   |   |  |   |   |
| Shurley English: ch 4   | Lesson 1  | Lesson 2   | Lesson 3   | Lesson 4  | skip writing  |
| <b>Latin</b>   |   |   |  |   |   |
| Latin For Children: ch 4   | DVD/Memory page   | Chant   | Grammar Page/ Worksheets   | Chant   | Review/Quiz   |
| History Reader   |   | p. 22-25  |  | p. 26   |   |
| Activity Book: ch 4  | p. 14   |   | p. 15  |   | p. 16   |
| <b>Critical Thinking</b>   |   |   |  |   |   |
| Reading Detective  |   |   | Lesson 7   |   | Lesson 8  |
| Editor in Chief  |   | Lesson 4  |  |   |   |
| Math Detective   |   |   |  | Lesson 4  |   |
| Mind Benders   | Lesson 4  |   |  |   |   |
| <b>Art</b>   |   |   |  |   |   |
| Drawing With Children  | Copy: p. 44; Activity: p. 66 "Duplication Warm-up" extra sheets supplied in your packet   |   |  |   |   |
| <b>Music Practice</b>  |   |   |  |   |   |
| Instrument Practice  | _____ min.  | _____ min.  | _____ min.   | _____ min.  | _____ min.  |
| <b>Physical Education</b>  |   |   |  |   |   |
| Lesson   | Daily exercises-record on Muscle Strength and Endurance Log   |   |  |   |   |
| Activity   | "Walking/Running/Jumping" p. 82   |   |  |   |   |
| <b>Explanations and Reminders</b>  |   |   |  |   |   |
| <p><b>Writing:</b> In addition to the history and science summaries, review the use of <b>strong verbs</b> this week using the information on p. 17-19. Choose a simple paragraph to demonstrate how to do this. Then allow your child to choose strong verbs as well as quality adjectives and "ly" words as substitutes to words written in their science and history summaries. Use the banned word list, adverb chart, quality adjective chart, and strong verb chart provided in the back of this schedule.</p> |   |   |  |   |   |

