




Week 1~History Schedule

Date:	Monday	Tuesday	Wednesday	Thursday	Friday
History/Geography					
World Almanac Library of States	Read "Introduction" 		Map it! 		
Uncle Josh's Outline Map Book			p. 50, 60 and the map of your state.		
My First Book About (State)					US Map; State Map; Border State Map


Explanations

You will not see page numbers associated with the World Almanac Library of States or My First Book About (State), because each book on the different states has slightly different page numbering. You will see, instead, the title of the topic you will cover. Just look in the Table of Contents if you are lost.

Name 2 interesting facts about your state. [Have your child pick two or more of the facts from the reading of the introduction.](#) What is the most important product that your state produces? [Find this in the reading.](#) What is one important historical fact about your state? [You may have to explain what history is. Relating your states history to his/her history can help. You could say something like, "your history is your story from the time you were born until now. Your state's history is the story of what happened to the people and the places in your state from the time people lived here until now."](#) Use this information to help your child dictate a history summary, which is simply a reiteration of the facts he has learned. This icon  will help you remember to do this. Next year your child will learn to do a history summary using the key word outline described in Institutes for Excellence in Writing's program

Map it! Review the map of your state, find where you live and encourage your child to find places he has visited in your state. Look at a US map to find the states that surround your state. Look at a world map and encourage your child to see where your state fits in relation to the rest of the world. Make copies of the World Map on p. 50, the map of the US on p. 60, and the map of your state in Uncle Josh's Outline Map Book. Color in your state on both maps. Label the city you live in on the state map. On Friday, use My First Book About (State) to review your child's knowledge of the maps you went over on Wednesday.

Week 2~History Schedule

Date:	Monday	Tuesday	Wednesday	Thursday	Friday
History/Geography					
World Almanac Library of States	Almanac 				
My First Book About (State)			State Flag, State Bird		State Seal, State Flower
Explanations					
<p>What is an Almanac? A guide that provides practical (useful) information about a subject, in this case, your state. What is the capital of your state? Find the answer. What is your state's Motto? Find the answer. On the next page, What are some of your "State Firsts"? Find the answer. What are some of the "Places to Visit"? See if you can find these on the maps you made last week. What are some other interesting facts about your state. We will be studying some of these in detail over the next couple of weeks.</p> <p>My First Book About (State): Fill in the information on the pages assigned above. Depending on the attention span of your child, take time to talk about why each of the items were chosen to represent your state. Look at the World Almanac Library of States to give you some clues.</p>					

Week 3~History Schedule

Date:	Monday	Tuesday	Wednesday	Thursday	Friday
History/Geography					
My First Book About (State)	State Tree, State Insect		State Beverage, State Boat		activities listed below

Explanations

My First Book About (State): Some of different "items" that represent your state (like beverage and boat) may be different in your book. Look through your book to find all of the "items" that represent your state in your book. Compare them to the ones you found in the Almanac section of the World Almanac Library of the States.

Make your state beverage to enjoy for lunch today. Draw a picture of your state boat and/or your state tree. Do you have your state's tree in your yard, or in your neighborhood?



If you have the Easy Classical Schedules for first grade science you should be studying insects over the next couple of weeks. It would be great if you could find a picture of your state's insect and draw it or copy it for your nature journals or for your science summary. See if you can find your state insect in your back yard.

Library List for Next Week

Choose a book to go along with the history section of World Almanac Library of States. Most of the books discuss the Native Americans that inhabited your



Week 4~History Schedule

Date:	Monday	Tuesday	Wednesday	Thursday	Friday
History/Geography					
World Almanac Library of States	"History" read 2 pages				dictate history summary
Library Book/Internet search			Book on Native Americans		
Uncle Josh's Outline Map Book					Map it!
Explanations					
<p>Who were the native Americans in your state? This information is in the text and in a side bar. Who were the first European settlers in your state? Find the answer in the text.</p> <p>Read the book you have chosen on Native Americans.</p> <p>Have your child dictate a history summary of the information on native Americans you are studying. Make sure you fill in dates on the timeline on your history summary sheet.</p> <p>Map it! Find any pertinent information on your state map (i.e. Where the native Americans lived, where the first settlers located, any famous battles, etc).</p>					

