

# Week 3~ Schedule

Refer to the next page for the explanations of the icons on this sheet

Date:	Monday	Tuesday	Wednesday	Thursday	Friday
<b>Chores</b>					
Daily Chores	On each sheet a space is provided for you to record the chores your child has completed for the day.				
<b>Bible</b>					
Tracking Year	Write Verse	Write Prayers	Review Verse	Review Prayers	Recite Verse
Bible Reading	Gen 9	Gen 10	Gen 11	Gen 12	Catch up
Memory Verse	"He who walks with the wise grows wise, but a companion of fools suffers harm" Proverbs 13:20				
<b>Math</b>					
Saxon Math 3	Lesson 9		Lesson 10	Lesson 11	
Assessment		Assessment 1			
<b>Language</b>					
Phonics Pathways	page ___	page ___	page ___	page ___	page ___
<b>Writing</b>					
Getty-Dubay	page 4	page 4	page 5	page 5	page 5
IEW: Unit 1	Choose a paragraph from the History reading. Write a key word outline. Choose a paragraph from the Science reading. Write a key word outline. Verbally retell the paragraph from the key word outline. Write a narrative summary on the Voyage of the Dawn Treader like last year. We will be learning about this more later this year.				
<b>Spelling</b>					
Spelling Workout: Lesson 3	Pre-quiz		Lesson		Post-test
<b>Grammar</b>					
Shurley Grammar Ch 3	Lesson 1	Lesson 2	Lesson 3	Lesson 4	Lesson 5
	adverb, adjective		Adverb, Article Adjective, Adjective		
<b>Science</b>					
1st Encyclopedia of Our World		p. 16-17 The Weather			
The Weather Book		p. 14-17			
Experiment				Weather project (look below)	
<b>History/Geography</b>					
VP: OT and Ancient Project	Flood/Tower of Babel card: 4-5		summary		Test
History Pockets: Ancient Civilization	Ancient Mesopotamia continued			Ark/Tower of Babel Project p. b04-4 or b 05-2	
Memory Time		Books of the OT		Books of the OT	
Mapping	Do a physical features map this week. Use the description of "Place" on page 60 of UGTG to help you do this map. Use the resources listed on the VP card to give you clues and map 2 in the SBA.				
<b>Read-Aloud</b>					
The Voyage of the Dawn Treader	ch 11	ch 12	ch 13	ch 14	ch. 15, 16
<b>Latin</b>					
Prima Latina: Lesson 3	Greeting/Lesson/drills		Greeting/Worksheet/drills		Greeting/drills
Memory work	Sanctus and Benedictus				
<b>Critical Thinking</b>					
Building Thinking Skills Level 1	p. 24-30		p. 31-32		p. 33-34
<b>Art</b>					
Drawing with Children	Read: p. 65; Activity: p. 65-66 (Random warm-up)				
<b>Music Practice</b>					
First Book of the Recorder		p. 8-9		practice	
<b>Physical Education</b>					
Strength and Endurance	Daily exercises-record on Muscle Strength and Endurance log				
Activity	Walking/Running/Jumping p. 82				















Phonics Pathways is to be done at the child's pace. There is a space for you to fill in your child's progress.

If there is a blank space on the schedule nothing is scheduled in that subject for the day.

**Explanations and Reminders**  
 Set up a weather station in your back yard. Make several copies of p. 247, 251 in UGTG. You may either purchase the Mini weather station for \$6.95 or the Weather Study kit for \$39.95 from www.hometrainingtools.com. Or you may make your own weather station. Here are some of measuring devices you could make: Hygrometer p. 146-147 in Earth Science for Every Kid; Weather Vane on p. 74, Barometer p. 76, Rain Gauge p. 77 in The Weather book. You will also need a thermometer to measure temperature. The Hygrometer will tell you the humidity in the air. The weather Vane will tell you which direction the wind is blowing. The Barometer will tell you the air pressure. The Rain Gauge will tell you how much rain has fallen over a period of time. Check each of your gauges frequently for the next couple of weeks. See if you notice any patterns. See if you could predict the weather. You may also want to take a tour of a weather station, or visit a local weatherman at your local TV station.

# Easy Classical Day-by-Day Icons

These icons are in your daily schedules to remind you of tasks that should be accomplished during a particular day in a particular lesson.

	This icon reminds you to practice your math facts.
	This icon reminds you to do a mapping exercise.
	This icon reminds you to do a history summary.
	This icon reminds you to sing your history songs
	This icon reminds you that a book report is due.
	This icon reminds you to do your grammar jingles.
	This icon reminds you to write the grammar rule on the grammar rule sheet.
	This icon is to remind you to write your memory work on the memory sheet
	This icon reminds you to do a Science Experiment.
	This icon reminds you to do your Science Summary.
	This icon reminds you to put your animal on the Living Things Classification Chart.
	This icon reminds you to complete the copy work scheduled for the day.
	This icon reminds you to write your spelling rules on the spelling rules sheet
	This icon reminds you to write the trouble words on your trouble words sheet

## Book Abbreviations on Second Grade Schedules:

SBA: Student Bible Atlas  
UJOMB: Uncle Josh's Outline Map Book  
UGTG: Ultimate Geography and Timeline Guide  
JTB: Journey Through the Bible  
AE: Ancient Egypt  
CAYP: Cultural Atlas for Young People: Ancient Egypt  
VP: Veritas Press  
ARM: Abingdon's Reproducible Maps  
AFYE: National Geographic Atlas for Young Explorers  
TWB: The Weather Book