


























Week 1~Main Schedule

Date:	Monday	Tuesday	Wednesday	Thursday	Friday
Bible					
Tracking Your Walk	Write Verse	Write Prayers	Write Verse	Write thoughts	Write Verse
Leading Little Ones to God	Lesson 1: Reading/Questions	Passage/Hymn/Prayer	Lesson 2: Reading/Questions	Passage/Hymn/Prayer	Lesson 3: Reading/Questions
Memory Verse	Isaiah 55:6 "Seek the Lord While He may be found." Exodus 33: 20 "There shall no man see me, and live." Psalm 19:1 "The heavens declare the glory of God." 				
Math					
Saxon Math 54	Lesson 1	Lesson 2	Lesson 3	Lesson 4	Lesson 5
Fact Sheet/Test	A 	A 	A 	A 	A 
Writing					
Getty-Dubay D	p. iv-v	p. vi-vii	p. viii	p. 2	p. 2
IEW: Notemaking and Outlines	p. 5-8	"Statue of Liberty" Exercise		"Booklice" exercise.	
Spelling					
Spelling Workout: Lesson 1	Pre-quiz		Lesson 		Post-test 
Grammar					
Shurley English: Ch 1 	Lesson 1	skip writing	Lesson 3 	Lesson 4	Lesson 5
Latin					
Latin For Children: ch 1	DVD/Memory page	Chant	Grammar Page/Worksheet	Chant	Review/Quiz
History Reader	This will begin later in the year.				
Activity Book: ch 1	p. 5		p. 6		p. 7
Critical Thinking					
Reading Detective			Lesson 1		Lesson 2
Editor in Chief		Lesson 1			
Math Detective				Lesson 1	
Art					
Drawing With Children	Read: p. 55-56; Activity: p. 56-59 "Relaxation & Experimenting with Supplies".				
Music Practice					
Instrument Practice	_____ min.	_____ min.	_____ min.	_____ min.	_____ min.
Physical Education					
Lesson	Fitness pretest: p. 66-75; also look for forms in your packet.				
Activity	Mile test (mark off a mile and time run/walk)				
Explanations and Reminders					
<p>Memory Verse:  Use the memory sheet or the <u>Tracking Your Walk</u> journal to record each memory verse.</p> <p>Handwriting: The first three days of this week read over the introductory pages and take the informal assessment. Spelling: This icon  is a reminder to record any spelling rules on the spelling rules sheet. This icon  reminds you to write any misspelled words on the misspelled words sheet. Use these sheets only if they help with learning. Writing: Read through the information on "Notemaking and Outlines" p. 5-8 of the IEW syllabus to gain an understanding of the concepts covered this year. On Tuesday complete the "Statue of Liberty" exercise on p. 5. On Thursday complete the "Booklice" exercise on p. 6. A reproducible blank key word outline and a chart to remind you how to do a key word outline are included at the back of this schedule. Each week practice writing a key word outline by choosing a paragraph from your history and science readings. If you are using the Veritas Press history cards, use the paragraph on the back of the card. Have your child verbally retell the paragraph from the key word outline during the first couple of lessons, until he gets the hang of it. PE: Do the fitness pretest, write your fitness goals and fill out your fitness contract.</p>					












Week 2~Main Schedule

Date:	Monday	Tuesday	Wednesday	Thursday	Friday
Bible					
Tracking Your Walk	Write Prayers	Write Verse	Write Thoughts	Review Prayers	Recite Verse
Leading Little Ones to God	Passage/ Hymn/Prayer	Lesson 4: Read- ing/Questions	Passage/Hymn/ Prayer	Lesson 5: Read- ing/Questions	Passage/ Hymn/Prayer
Memory Verse	I Samuel 3:9 "Speak Lord; for thy servant heareth." Psalm 119: 11 "Thy word have I hid in mine heart, that I might not sin against thee." 				
Math					
Saxon Math 54	Lesson 6	Lesson 7	Lesson 8	Lesson 9	Lesson 10
Fact Sheet/Test	A 	A 	B 	B 	A 
Writing					
Getty-Dubay D	p. 2	p. 3	p. 3	p. 3	p. 4
IEW: Banned World List	p. 20	History Summary		Science Summary	
Spelling					
Spelling Workout: Lesson 2	Pre-quiz		Lesson 		Post-test 
Grammar					
Shurley English: ch 2 	Lesson 1	Lesson 2 	Lesson 3	Lesson 4	Lesson 5
Latin					
Latin For Children: ch 2	DVD/Memory page	Chant	Grammar Page/ Worksheet	Chant	Review/Quiz
History Reader					
Activity Book: ch 2	p. 8		p. 9		p. 10
Critical Thinking					
Reading Detective			Lesson 3		Lesson 4
Editor in Chief		Lesson 2			
Math Detective				Lesson 2	
Art					
Drawing With Children	Read: 59-61; Copy: p. 60; Activity: p. 65 (Elements of Shape)				
Music Practice					
Instrument Practice	_____ min.	_____ min.	_____ min.	_____ min.	_____ min.
Physical Education					
Lesson	Daily exercises-record on Muscle Strength and Endurance log				
Activity	Roll-ups, Pull-ups, Kangaroo Jumps, and Flying Exercises p. 14-16				
Explanations and Reminders					
<p>Writing: Continue writing a key word outline using the history and science readings. Verbally retell or write the paragraph using the outline. Review the use of the banned word list on p. 20. A reproducible copy of the banned word list is included in the back of this schedule.</p> <p>Grammar: These two icons   alert you to a new jingle or concept being taught. Use the "jingle" and "grammar rules" sheets provided in your packet to record the jingles and the new concepts if it helps with learning.</p> <p>PE: Each day at about 10:00 am do Roll-ups, Pull-ups, Kangaroo jumps and Flies. Also this week try to fit in an aerobic activity. Record both muscular strength and aerobic exercises on your fitness charts.</p>					












Week 3~Main Schedule

Date:	Monday	Tuesday	Wednesday	Thursday	Friday
Bible					
Tracking Your Walk	Write Verse	Write Prayers	Write Verse	Write thoughts	Write Verse
Leading Little Ones to God	Lesson 6: Reading/Questions	Passage/Hymn/Prayer	Lesson 7: Reading/Questions	Passage/Hymn/Prayer	Lesson 8: Reading/Questions
Memory Verse	John 10:30 "I and my Father are one." Deut. 4:39 "The Lord he is God in heaven above, and upon the earth beneath." Jer. 23:24 "Do not I fill heaven and earth? saith the Lord 				
Math					
Saxon Math 54		Lesson 11	Lesson 12	Lesson 13	Day Off
Fact Sheet/Test	Test 1	B 	A 	A 	
Writing					
Getty-Dubay D	p. 4	p. 4	p. 5	p. 5	p. 5
IEW: "ly" word	p. 17-19	History Summary		Science Summary	
Spelling					
Spelling Workout: Lesson 3	Pre-quiz		Lesson 		Post-test 
Grammar					
Shurley English: ch 3 	Lesson 1	Lesson 2 	Lesson 3	Lesson 4	Lesson 5
Latin					
Latin For Children: ch 3	DVD/Memory page	Chant	Grammar Page/Worksheet	Chant	Review/Quiz
Activity Book: ch 3	p. 11		p. 12		p. 13
Critical Thinking					
Reading Detective			Lesson 5		Lesson 6
Editor in Chief		Lesson 3			
Math Detective				Lesson 3	
Art					
Drawing With Children	Read p. 65; Activity: p. 65-66 "Random Warm-up"				
Music Practice					
Instrument Practice	_____ min.	_____ min.	_____ min.	_____ min.	_____ min.
Physical Education					
Lesson	Daily exercises-record on Muscle Strength and Endurance Log				
Activity	"Walking/Running/Jumping" p. 82				
Explanations and Reminders					
<p>Math: This icon  reminds you to practice your math facts.</p> <p>Writing: Over the next 4 weeks the 4 dress-ups covered in 2nd grade will be reviewed. If you are using IEW for the first time this year, you may wish to go at a slower pace, giving your child time to absorb these concepts. Continue writing key word outlines with science and history, either verbally retelling the story or writing it out. This week review the "ly" word "dress-up" described on p. 17-19. Choose a simple paragraph to demonstrate how to add the "ly" dress-up to the paragraph. Then allow your child to choose "ly" words as substitutes to the words written in their science and history paragraphs. A reproducible Adverb chart is included in the back of this schedule, providing a list of "ly" words.</p> <p>PE: Each week a new aerobic activity is scheduled to provide an opportunity for your child to meet his/her aerobic fitness goals. If you are already participating in a sport and all of your fitness points are accruing during the week skip this activity. If you are having trouble meeting your fitness goals these activities are fun and provide opportunities for you to meet your goals.</p>					



Week 4~Main Schedule

Date:	Monday	Tuesday	Wednesday	Thursday	Friday
Bible					
Tracking Your Walk	Write Prayers	Write Verse	Write Thoughts	Review Prayers	Recite Verse
Leading Little Ones to God	Passage/ Hymn/Prayer	Lesson 9: Read- ing/Questions	Passage/ Hymn/Prayer	Lesson 10: Reading/ Questions	Passage/ Hymn/Prayer
Memory Verse:	Psalm 139:2 "Thou knowest my downsitting and mine uprising." Psalm 145:3 "Great is the Lord, and greatly to be praised."				
Math					
Saxon Math 54	Lesson 14	Lesson 15		Lesson 16	Lesson 17
Fact Sheet/Test	A 	A 	Test 2	A 	B 
Writing					
Getty-Dubay D	p. 6	p. 6	p. 6	p. 7	p. 7
IEW: quality adjective	p. 17-19	History Summary		Science Summary	
Spelling					
Spelling Workout: Lesson 4	Pre-quiz		Lesson 		Post-test 
Grammar					
Shurley English: Ch 4 	Lesson 1	Lesson 2 	Lesson 3	Lesson 4	skip writing
Latin					
Latin For Children: ch 4	DVD/Memory page	Chant	Grammar Page/ Worksheet	Chant	Review/Quiz
History Reader					
Activity Book: ch 4	p. 14		p. 15		p. 16
Critical Thinking					
Reading Detective			Lesson 7		Lesson 8
Editor in Chief		Lesson 4			
Math Detective				Lesson 4	
Art					
Drawing With Children	Copy: p. 44; Activity: p. 66 "Duplication Warm-up" extra sheets supplied in your packet				
Music Practice					
Instrument Practice	_____ min.	_____ min.	_____ min.	_____ min.	_____ min.
Physical Education					
Lesson	Daily exercises-record on Muscle Strength and Endurance Log				
Activity	"Walking/Running/Jumping" p. 82				
Explanations and Reminders					
<p>Writing: Continue writing key word outlines with science and history, either verbally retelling the story or writing it out. Review the use of quality adjectives this week using the information on p. 17-19. Choose a simple paragraph to demonstrate how to do this. Then allow your child to choose quality adjectives as well as "ly" words as substitutes to words written in their science and history paragraphs. Use the banned word list, adverb chart, and the quality adjective charts provided in the back of this schedule.</p>					

