















Week 1-Main Schedule					
Date:	Monday	Tuesday	Wednesday	Thursday	Friday
Chores					
Daily Chores					
Bible					
Tracking Your Walk	Write Verse	Write Prayers	Write Verse	Write Prayers	Recite Verse
Bible Reading	Gen. 1	Gen. 2	Gen. 3	Gen. 4	Gen. 5
Memory Verse		"There is deceit in the hearts of those who plot evil, but joy for those who promote peace." Proverbs 12:20			
Math					
Saxon Math	Lesson 1	Lesson 2	Lesson 3	Lesson 4	
Assessment					
Phonics					
Phonics Pathways	Review p. 1-33 this week and next.				
Writing					
Getty-Dubay	p. 1	p. 1	p. 1	p. 2	p. 2
Writing with History/IEW	Day 1		Day 2		Day 3
Spelling					
Spelling Workout: Lesson 1	Pre-quiz		Lesson 		Post-test 
Grammar					
Shurley English: ch 1	Lesson 1	skip writing	Lesson 3	Lesson 4	Lesson 5
					
Latin					
Song School Latin: ch 1		Vocab/Lesson		Vocab/Wrksht	
Chapter Songs	Song 		Song 		Song 
Critical Thinking					
Building Thinking Skills	p. 2-7		p. 8-10		p. 11-12
Art					
Drawing with Children	Read: p. 55-56 Activity: p. 56-59 "Relaxation & Experimenting with Supplies."				
Music Practice					
First Book of the Recorder		p. 2-3		p. 4-5	
Physical Education					
Lesson	Fitness pretest: p. 66-75; also look for forms in your packet.				
Activity	Mile test (mark off a mile and time run/walk)				
Explanations and Reminders					
<p>Memory Verse and Memory Work: Use the memory sheet to record each memory verse. An icon  is placed next to each passage to be memorized as a reminder.</p> <p>Spelling: This icon  is placed on the schedule to remind you to record any spelling rules on the spelling rules sheet. This icon  reminds you to write any misspelled words on the misspelled words sheet. Use these sheets only if they encourage learning.</p> <p>Phonics: Take the next couple of weeks to review the material you covered last year in Phonics Pathways.</p> <p>Writing: If you are using our <i>Writing with History</i> curriculum, start with the first lesson that coincides with the history topic presented this week.</p> <p>PE: Complete the fitness pretest, write your fitness goals and fill out the fitness contract.</p>					



Week 1-Old Testament and the Ancient World History Schedule

Date:	Monday	Tuesday	Wednesday	Thursday	Friday
Introduction to History and Creation of the World					
VP History Card	Card 1				test
Bible	Genesis 1-2				
Story of the World Vol. 1	Introduction				
Story of the Ancient World	p. 19-22				
Writing					
Writing with History: Ancient World	Day 1		Day 2 		Day 3
Ancient History Copybook	Genesis p. 1				
Geography					
Geography with History: Ancient World		Lesson 1		Project 1	
Geography Songs: Continents & Oceans	p. 47-48		p. 47-48		
Project					
Old Testament Days	Introduction p. 1-6				
History Pockets: Ancient Civilizations	What is History p. 4-16 (see below)				
Read Aloud					
Voyage of the Dawn Treader	ch 1	ch 2	ch 3	ch 4	ch 5
Explanations and Reminders					
<p>Comprehension Questions: What is a historian? A person who studies people or events that occurred in the past, collects that information and writes it down in books. What is an archeologist? Archeologists excavate (carefully dig up) the land surrounding a place where people in an ancient civilization might have lived. What is the first story that is told in the Bible? The story of creation is the first story told in the Bible. How many days did it take God to create the world? It took six days for God to create the world. What did God do on the seventh day? He rested. FYI: One reliable source of information about ancient history is the Bible. The Bible not only gives us information about past civilizations, but more importantly it provides us with God's Word where He tells us His-story (Jesus' story) throughout the Old and New Testaments. In Genesis, Jesus is depicted as the creator of the world. The stories in the Old Testament point to the coming Messiah. The Gospels in the New Testament tell of Jesus' ministry, birth, death, and resurrection, and the rest of the New Testament points to a time when Jesus will come back at the end of time.</p> <p>History Pockets: Take time this week to assemble the pocket book. Then let your child work on the first portion of the book. We have found younger kids are more eager to sit still during the read aloud time if they have history pockets to work on. Coloring and cutting seems to keep their hands busy, so they listen better to the story being read.</p>					

Shopping List for Next Week:

-No Unusual Supplies for next week.



Week 1~Introduction to History and Creation Comprehension Quiz

Directions: Give this as a written or oral quiz depending on the reading and writing ability of your student. Discussed missed answers to make sure your student understands the material.

1. What is a historian?
2. What is an archeologist?
3. What is the first story that is told in the Bible?
4. How many days did it take God to create the world?
5. What did God do on the seventh day?




Week 1~Science Schedule


Date:	Monday	Tuesday	Wednesday	Thursday	Friday
The Earth and the Solar System					
1st Encyclopedia of Our World (K-2)		p. 4-7 "Our Planet" "What's Out in Space"			
The Geography Book (2-6)		p. 41-44			
Earthquakes, Volcanoes & Tsun... (K-6)		p. 1-2			
Learning About the Earth (K-2)				p. 3-7, 9-13	
Keeping a Nature Journal				p. 17-36	

Explanations and Reminders

Comprehension Questions: What is our planet called? **Our planet is called Earth.** What is different about our planet? **Our planet is the only planet where we know people, plants, and animals live.** What is the atmosphere? **A blanket of protective gases that surrounds the earth.** What is inside of the Earth? **The earth is made up of four layers: solid rock (The Earth's crust), hot sticky rock (The Earth's mantle), hot soft metal (The Earth's outer core), then in the center solid rock (the Earth's core).** What is the Solar System? **The sun is at the center or the solar system with nine planets revolving around it.** What are telescopes used for? **Telescopes are used to observe the planets and the other objects in the night sky.** What is an orbit? **An orbit is the path that a planet takes around the sun.**

Learning About the Earth (K-2): This activity will help your child to become more aware of the world around him.

Science Experiments: Each week this icon  appears on the schedule as a reminder to write one of the science experiment out on the science experiment sheet included in the back of the schedule.

Science Summary: Each week this icon  appears on the schedule as a reminder to do the "science summary." If you are using our main schedules you will be instructed to do a "key word outline" from the Institutes for Excellence in Writing course. Choose a paragraph from your science reading. Write a "key word outline" from IEW and then rewrite or retell (depending on the age of the child) the paragraph from the outline. If you are already familiar with the "key word outline" and the dress-ups make sure to add any dress-ups you know to your paragraph. Using the science topic to write the summary helps to teach writing skills as well as allow for better retention of the science facts.

Keeping a Nature Journal: read the pages listed above to help you get together your supplies and set up your nature journal for this year. The activity listed above in Learning About the Earth can be done in your nature journal. Your older children can participate in this as well. This can be a great way to encourage observation skills.

Library Books for Next Week:

Scamper's Year by Jeff Kindley
How do I Know It's Summer (or Winter, Fall, or Autumn) by Allan Fowler
Seasons by Paul Sipiera
Sunshine Makes the Seasons by Franklyn Branley
The Sun is Always Shining by Allan Fowler
Sun Up Sun Down by Gail Gibbons
What Makes Day and Night by Franklyn Branley
I'll See You When the Moon is Full by Susi Fowler
So That's How the Moon Changes Shapes by Allan Fowler

Shopping List for Next Week:

Earth Science for Every Kid: flashlight, dark shirt, hand mirror, modeling clay, and two pencils.

Learning About the Earth: Globe and flashlight, paper fastener.


















Week One Comprehension Quiz

Directions: Give this as a written or oral quiz depending on the reading and writing ability of your student. Discussed missed answers to make sure your student understands the material.




1. What is our planet called?
2. What is different about our planet?
3. What is the atmosphere?
4. What is inside of the Earth?
5. What is the Solar System?
6. What are telescopes used for?
7. What is an orbit?



Week 2~Main Schedule					
Date:	Monday	Tuesday	Wednesday	Thursday	Friday
Chores					
Daily Chores					
Bible					
Tracking Your Walk	Write Verse	Write Prayers	Write Verse	Write Prayers	Recite Verse
Bible Reading	Gen. 5	Gen. 6	Gen. 7	Gen. 8	
Memory Verse	 "Hatred stirs up dissension, but love covers over all wrongs." Proverbs 10:12				
Math					
Saxon Math	Lesson 5	Lesson 6	Lesson 7	Lesson 8	
Assessment					
Phonics					
Phonics Pathways	Finish reviewing pages 1-33 this week.				
Writing					
Getty-Dubay	p. 2	p. 3	p. 3	p. 3	p. 4
Writing with History/IEW	Day 1		Day 2		Day 3
Spelling					
Spelling Workout: Lesson 2	Pre-quiz		Lesson 		Post-test 
Grammar					
Shurley English: ch 2	Lesson 1	Lesson 2	Lesson 3	Lesson 4	Lesson 5
	 Sentence, noun, verb	 Synonyms, Antonyms, noun, verb			
Latin					
Song School Latin: ch 2		Vocabulary/ Lesson		Vocabulary/ Worksheet	
Chapter Songs	Song 		Song 		Song 
Critical Thinking					
Building Thinking Skills	p. 13-15		p. 16-17		p. 18-21
Art					
Drawing with Children	Read: 59-61; Copy: p. 60; Activity: p. 65 (Elements of Shape)				
Music Practice					
First Book of the Recorder		p. 6-7		Review lessons	
Physical Education					
Lesson	Daily exercises-record on Muscle Strength and Endurance log.				
Activity	Roll-ups, Pull-ups, Kangaroo Jumps, and Flying Exercises p. 14-16				
Explanations and Reminders					
<p>Writing: Refer to the <i>Writing with History</i> curriculum for information on how to complete the writing assignments for this week.</p> <p>Grammar: These two icons   will alert you to a new grammar jingle or rule. Use the "Grammar Jingle" and "Grammar Rules" sheets provided in your packet to record the jingles and rules if this encourages learning.</p> <p>PE: Each day at about 10:00 am do Roll-ups, Pull-ups, Kangaroo jumps and Flies. Also this week try to fit in an aerobic activity or two. Record both muscular strength and aerobic exercises on your fitness charts.</p>					



Week 2~Old Testament and the Ancient World History Schedule

Date:	Monday	Tuesday	Wednesday	Thursday	Friday
The Forbidden Fruit and the First Murder					
VP History Card	Card 2 & 3				test
Bible	Genesis 3-4				
Story of the Ancient World	p. 22-26				
Writing					
Writing with History: Ancient World	Day 1		Day 2 		Day 3
Ancient History Copybook					
Geography					
Geography w/ History: Ancient World		Lesson 2		Project 2	
Geography Songs: Continents & Oceans	p. 39-40		p. 39-40		
Project					
History Pockets: Ancient Civilizations	Ancient Mesopotamia p. 19-23				
Read Aloud					
Voyage of the Dawn Treader	ch 6	ch 7	ch 8	ch 9	ch 10
Explanations and Reminders					
<p>Comprehension Questions: What did God tell Adam and Eve they could not do? God told Adam and Eve they could eat from any tree in the Garden of Eden, except for one: the Tree of the Knowledge of Good and Evil. Who tempted Eve to disobey God? Satan in the form of a serpent tempted Eve. What did Adam and Eve do when God questioned them about their disobedience? Eve blamed Satan, and Adam blamed Eve. What did God do in response to their disobedience? God cursed the serpent and foretold of his demise. God cursed the ground, making work hard for man. God said that childbirth would be painful. Adam and Eve had two sons. What were their names? Their names were Cain and Abel. Why was Cain angry? Cain was angry because God did not accept his sacrifice of some of the first fruits of the produce of the land. What did Cain do as a result of his anger? Cain murdered Abel. What did God do in response to Cain's sin? Because of his sin, God told Cain he would be a restless wanderer, and the ground would no longer produce its fruit for him.</p>					

Shopping List for Next Week:

- Blue construction paper
- Crayons
- Craft Stick
- Craft knife
- Scissors
- Glue

Week 2~Fall and Cain and Abel



Comprehension Quiz

Directions: Give this as a written or oral quiz depending on the reading and writing ability of your student. Discussed missed answers to make sure your student understands the material.

1. What did God tell Adam and Eve they could not do?
2. Who tempted Eve to disobey God?
3. What did Adam and Eve do when God questioned them about their disobedience?
4. What did God do in response to their disobedience?
5. Adam and Eve had two sons. What were their names?
6. Why was Cain angry?
7. What did Cain do as a result of his anger?
8. What did God do in response to Cain's sin?



Week 2-Science Schedule

Date:	Monday	Tuesday	Wednesday	Thursday	Friday
Day, Night, and the Seasons					
1st Encyclopedia of Our World (K-2)		p. 12-15 "Day and Night/The Seasons"			
The Geography Book (2-6)		p. 85-86			
Earth Science for Every Kid (2-6)				p. 14-15; p. 16-17	
Learning About the Earth (K-2)				p. 19-25	
Learning About Weather (K-2)				p. 33-46	
Keeping a Nature Journal				p. 63-71; 73-136	

Explanations and Reminders

Comprehension Questions: How does the rotation of the earth on it's axis make it day and night? As the earth spins on it's axis it allows each part of the earth to be exposed to the sun's light. During the day in your hometown, your part of the earth is facing the sun. During the night the other side of the earth is facing the sun and your hometown is facing away from the sun. What is an eclipse? An eclipse is when the sun, moon and Earth are all in a line. The moon blocks the sun's rays and casts a shadow on a particular spot on the earth. What are the four seasons? The four seasons are spring, summer, autumn, and winter. Why do seasons change? The seasons change because of the tilt of the earth's axis. As the earth revolves around the sun, it is either tilted toward or away from the sun. When your part of the earth is tilted closer to the sun, you get more sunlight and warmer weather. When your part of the earth is titled away from the sun, you get less sunlight and colder weather.

Learning About the Earth (K-2): This experiment is similar to the one in Earth Science for Every Kid. Have the younger kids do this version of the experiment and record it on their data sheets. If you have time complete the seasons activity on the pages listed above.

Learning About Weather (K-2): This activity will help your child gain a better understanding of the seasons and why they change. We have used activities like these to keep the younger child "busy" learning about the science topic their older sibling is learning about.

Earth Science for Every Kid (2-6): These two experiments will demonstrate the relationship between the earth and the sun and how it affects our seasons as well as, day and night.

Keeping a Nature Journal: Read the pages listed above. Page 67 has a passage called "The Reason For Seasons". Read over this for a better understanding of the seasons. Focus on the pages relating to your current season. This will give your child confidence as he journals about this season.

Nature Journaling: plan a nature journaling hike some time this week. Can you see evidence of the seasons? Look at the plants, animals, trees, weather, sky and colors all around you.

Library Books for Next Week:

Do wn Comes the Rain by Franklin Bramley

Water, Water, Everywhere: A Book about the Water Cycle by Melvin Berger

Shopping List for Next Week:

Weather Station: Purchase the weather station on our website or read ahead for items you will need to make your own.

Learning About Weather: permanent marking pen, two jars, plastic cups, ice cubes



Week Two Comprehension Quiz

Directions: Give this as a written or oral quiz depending on the reading and writing ability of your student. Discussed missed answers to make sure your student understands the material.

1. How does the rotation of the earth on its axis make it day and night?

2. What is an eclipse?

3. What are the four seasons?

4. Why do seasons change?

