





# Week 1~Schedule

Date:	Monday	Tuesday	Wednesday	Thursday	Friday
<b>Chores</b>					
Daily Chores					
Weekly Chores					
<b>Bible</b>					
Journal	Write Verse	Write Prayers	Review Verse	Review Prayers	Recite Verse
Big Truths for Little Kids	Lesson 1	Catechism Questions on pg. 8			
My ABC Bible Verses	"A soft answer turns away wrath" Proverbs 15:1 			Lesson A	
<b>Math</b>					
Saxon Math 1	Lesson 1	Lesson 2	Lesson 3	Lesson 4	
Assessment					
<b>Language</b>					
Teach Your Child to Read	Lesson _____	Lesson _____	Lesson _____	Lesson _____	Lesson _____
Basic Phonics Skills B		p. 8-10		p. 11-13	
<b>Writing</b>					
Getty-Dubay A	page 1	page 1	page 1	page 2	page 2
<b>Spelling</b>					
Spelling Workout	Lesson 1				
	p.5		p. 6-7		p. 8
<b>Geography</b>					
Beginning Geography: Land Forms and Bodies of Water					page 1
<b>Read-Aloud</b>					
20th Cen Children's Bk Tr	p. 48-50 The Letter	p. 191-197 The Bernstein Bears and the Spooky...	p. 208-213 Stella-luna	p. 293-297 The Story of Little...	
Treasury of Childrens Lit					p. 12-19 Goldilocks and the Three Bears
<b>Literature</b>					
Literature Pockets	This starts on week 3				
<b>Memory Work</b>					
The memory work coincides with the Literature pockets and will also start on week 3					
<b>Art</b>					
How to Teach Art to Children	Choose a day this week to do the Line exercises: p. 8-10				
<b>Music Practice</b>					
Record time practiced	_____ Minutes	_____ Minutes	_____ Minutes	_____ Minutes	_____ Minutes
<b>Physical Education</b>					
Homeschool Family Fitness	Fitness pretest: pp. 66-75 (use the form in the back of this schedule)				
Activity	Mile test (mark off a mile and time run/walk)				
<b>Record Activities/Field Trips/Other Notes</b>					
The blank beside "lesson" in the <u>Teach Your Child to Read</u> row is to be filled in as you complete each lesson. Fill in the lesson number completed each day. Some days you will only get through half a page or even half a line, don't get discouraged your child will be reading soon enough.					




# Week 2~Schedule

Date:	Monday	Tuesday	Wednesday	Thursday	Friday
<b>Chores</b>					
Daily Chores					
Weekly Chores					
<b>Bible</b>					
Journal	Write Verse	Write Prayers	Review Verse	Review Prayers	Recite Verse
Big Truths for Little Kids	Lesson 2	Catechism Questions on pg. 8			
My ABC Bible Verses	"Blessed are the peacemakers, for they shall be called sons of God." Matthew 5:9 			Lesson B	
<b>Math</b>					
Saxon Math 1	Lesson 5	Lesson 6	Lesson 7	Lesson 8	
Assessment					
<b>Language</b>					
Teach Your Child to Read	Lesson _____	Lesson _____	Lesson _____	Lesson _____	Lesson _____
Basic Phonics Skills B		p. 14-16		p. 17-20	
<b>Writing</b>					
Getty-Dubay A	page 2	page 3	page 3	page 3	page 4
<b>Spelling</b>					
Spelling Workout	Lesson 2				
	p. 9		p. 10-11		p. 12
<b>Geography</b>					
Beginning Geography: Land Forms and Bodies of Water					page 2
<b>Read-Aloud</b>					
Treasury of Childrens Lit	p. 36-37 Three Billy Goats Gruff	p. 101-106 The Frog Prince	p. 260-169 The Ugly Duckling	p. 290-292 The Princess and the Pea	
<b>Literature</b>					
Literature Pockets	This starts on week 3 to give you a little time to get used to your schedule				
<b>Memory Work</b>					
The memory work coincides with the Literature pockets and will also start on week 3					
<b>Art</b>					
How to Teach Art to Children	Choose a day this week do do the Line exercises: p. 11-12				
<b>Music Practice</b>					
Record time practiced	_____ Minutes	_____ Minutes	_____ Minutes	_____ Minutes	_____ Minutes
<b>Physical Education</b>					
Stregnth and Endurance	Daily exercises-record on Muscle Strength and Endurance Log				
Aerobic Activity	Roll-ups, Pull-ups, Kangaroo Jumps, and Flying exercises p. 14-15				
<b>Record Activities/Field Trips/Other Notes</b>					






# Week 3~Schedule

Date:	Monday	Tuesday	Wednesday	Thursday	Friday
<b>Chores</b>					
Daily Chores					
Weekly Chores					
<b>Bible</b>					
Journal	Write Verse	Write Prayers	Review Verse	Review Prayers	Recite Verse
Big Truths for Little Kids	Lesson 3	Catechism Questions on pg. 12			
My ABC Bible Verses	"Children, obey your parents in all things, for this is well pleasing to the Lord." Colossians 3:20			Lesson C	
<b>Math</b>					
Saxon Math 1	Lesson 9	Lesson 10		Lesson 11	
Assessment			Assessment 1		
<b>Language</b>					
Teach Your Child to Read	Lesson_____	Lesson_____	Lesson_____	Lesson_____	Lesson_____
Basic Phonics Skills B		p. 21-24		p. 25-30	
<b>Writing</b>					
Getty-Dubay A	page 4	page 4	page 5	page 5	page 5
<b>Spelling</b>					
Spelling Workout	Lesson 3				
	p. 13		p. 14-15		p. 16
<b>Geography</b>					
Beginning Geography: Land Forms and Bodies of Water					page 3
<b>Read-Aloud</b>					
Fables	p. 2-4 The Crocodile in the Bedroom	p. 5-6 The Ducks and the Fox	p. 7 King Lion and the Beetle	p. 8-10 The Lobster and the Crab	p. 11 The Hen and the Apple Tree
<b>Literature</b>					
Literature Pockets	Complete the "Little Bird" pocket this week or over the next three weeks				
<b>Memory Work</b>					
"Once I saw a little bird Come hop, hop, hop. And I cried, 'Little bird, will you stop, stop, stop? I was going to the window to say, 'How do you do?' When he shook his little tail and away he flew." 					
<b>Art</b>					
How to Teach Art to Children	Choose a day this week to do the Line exercises: p. 13				
<b>Music Practice</b>					
Record time practiced	_____ Minutes	_____ Minutes	_____ Minutes	_____ Minutes	_____ Minutes
<b>Physical Education</b>					
Strength and Endurance	Daily exercises-record on Muscle Strength and Endurance Log				
Aerobic Activity	Walking/Running/Jumping p. 82				
<b>Record Activities/Field Trips/Other Notes</b>					



# Week 4~Schedule

Date:	Monday	Tuesday	Wednesday	Thursday	Friday
<b>Chores</b>					
Daily Chores					
Weekly Chores					
<b>Bible</b>					
Journal	Write Verse	Write Prayers	Review Verse	Review Prayers	Recite Verse
Big Truths for Little Kids	Lesson 4	Catechism Questions on pg. 12			
My ABC Bible Verses	"Do all things without complaining and disputing." Philippians 2:14 			Lesson D	
<b>Math</b>					
Saxon Math 1	Lesson 12	Lesson 13	Lesson 14	Lesson 15	
Assessment					Assessment 2
<b>Language</b>					
Teach Your Child to Read	Lesson _____	Lesson _____	Lesson _____	Lesson _____	Lesson _____
Basic Phonics Skills B		p. 31-33		p. 34-36	
<b>Writing</b>					
Getty-Dubay A	page 6	page 6	page 6	page 7	page 7
<b>Spelling</b>					
Spelling Workout	Lesson 4				
	p. 17		p. 18-19		p. 20
<b>Geography</b>					
Beginning Geography: Land Forms and Bodies of Water					page 4
<b>Read-Aloud</b>					
Fables	p. 12-13 The Baboon's Umbrella	p. 14-15 The Frogs at the Rainbow's End	p. 16-18 The Bear and the Crow	p. 19-20 The Cat and His Visions	p. 21 The Ostrich in Love 
<b>Literature</b>					
Literature Pockets	Finish "Little Bird" Pocket this week and next.				
<b>Memory Work</b>					
"Once I saw a little bird Come hop, hop, hop. And I cried, 'Little bird, will you stop, stop, stop? I was going to the window to say, 'How do you do?' When he shook his little tail and away he flew."					
<b>Art</b> 					
How to Teach Art to Children	Choose between p. 14 and 15 depending on the fine motor skills of your child.				
<b>Music Practice</b>					
Record time practiced	_____ Minutes	_____ Minutes	_____ Minutes	_____ Minutes	_____ Minutes
<b>Physical Education</b>					
Strength and Endurance	Daily exercises-record on Muscle Strength and Endurance Log				
Aerobic Activity	Walking/Running/Jumping p. 82				
<b>Record Activities/Field Trips/Other Notes</b>					

